

Application to construct a vehicular crossing

Vehicular crossings / dropped kerbs

If you own a property and you wish to park a vehicle on that property, but currently do not have a vehicular crossing / dropped kerb on the adjacent highway from which to do so, then you **MUST** apply to the residents' company for permission to install a vehicular crossing / dropped kerb and satisfy certain criteria.

Vehicular Crossings, also known as dropped kerbs, are where kerbs have been lowered and the footway or verge strengthened to allow vehicles to cross over to an adjacent property.

Please note the residents' company will not allow any vehicular crossing where the depth of the frontage car parking space is less than 5 metres.

The vehicular crossing / dropped kerb when constructed, does not become your property. It will form part of the communal infrastructure and will be owned by the residents' company. However you will be responsible for its maintenance.

The crossing only serves to provide access to and from your property; it does not reserve a parking space on the communally owned management company road for you. The crossing should not be used as a parking space.

How can I apply for a vehicular crossing / dropped kerb?

- You will need to complete the Preim Application Form for a Vehicular Crossing.
- You will also need to agree to Preim's Terms and Conditions and any work carried out must comply with Preim's Construction Specification (see attached).

How much does it cost?

A fee of £187 is required for the administration of the request to ensure compliance with any residents' company requirements. We will request this from you once your application has been approved.

Please return to:

PREIM Limited

Unit 8 The Forum, Minerva Business Park, Lynch Wood, Peterborough, Cambridgeshire, PE2 6FT

Email: helpdesk@preim.co.uk Fax: 01778 382215 Tel: 01778 382210

This application must be completed by the property owner.

- 1. Name and address of applicant**
-
-
-
- Telephone No.**
- Email**
-


- 2. Location of vehicular crossing address or precise description (if different to above address)**
-
-
-

- 3. Location plan**
- Please provide a location plan at a scale of 1:1250 and a sketch plan at a scale of 1:50 in the space provided showing the footway and or verge and the proposed vehicular crossing in relation to your property. Please indicate clearly the road name from which vehicular access is required and the type of surface the crossing will pass over (i.e. footway tarmac/slabs/ verge).

- 4. Visible obstructions**
- Please indicate on the sketch plan below any visible obstructions on the footway or verge, such as trees, lamp columns or manhole covers.

- 5.** Is the applicant aware of any utilities (water, gas, electric, telecoms) in the vicinity of the proposed vehicular crossing? If so please mark on the sketch plan below. Also please provide details on how these utilities will be protected.

6. Sketch plan



The property owner should sign and date the above sketch plan.

7. Approvals

Is the road from which vehicular access is required adopted? YES / NO

If yes, does the applicant have written approval from the relevant authority?
(if yes, please provide a copy) YES / NO

Confirmation that construction of the vehicular crossing will be in accordance with Preim standard construction detail – Typical vehicle crossing in existing footway/verge YES / NO

Please sign and date the attached Preim standard construction detail and include with the application form. YES / NO

Please provide anticipated construction start date

Upon completion of the proposed vehicular crossing, please provide photographs showing the finished works.

I wish to apply for a vehicular crossing at the above location. I confirm that I am the property owner and the information given on this form is correct to the best of my knowledge.

Signed Date

FOR PREIM OFFICE USE ONLY

PERMISSION GIVEN? YES / NO

PAYMENT RECEIVED? YES / NO

Reason for refusal (if applicable)

.....

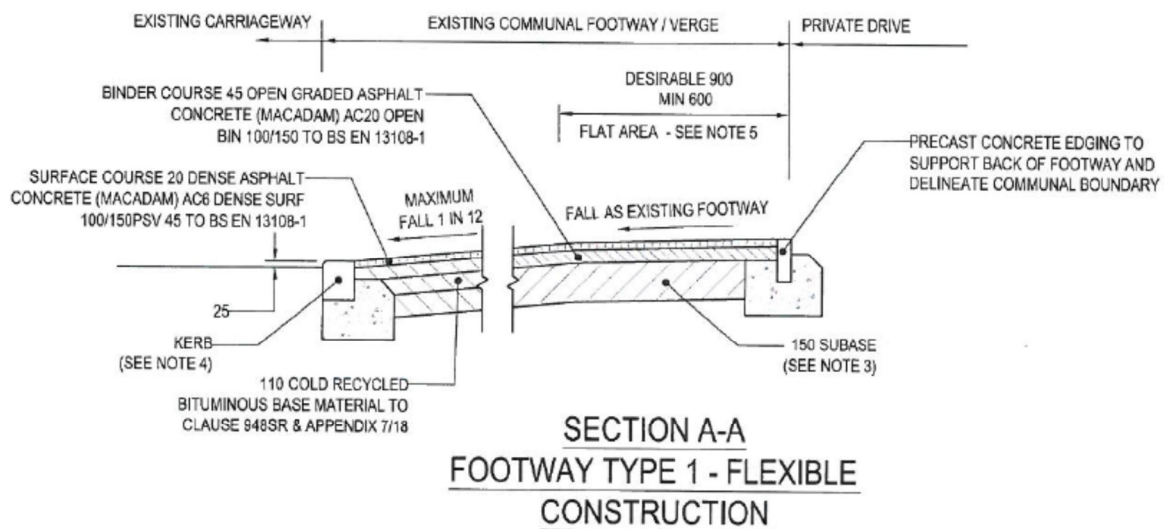
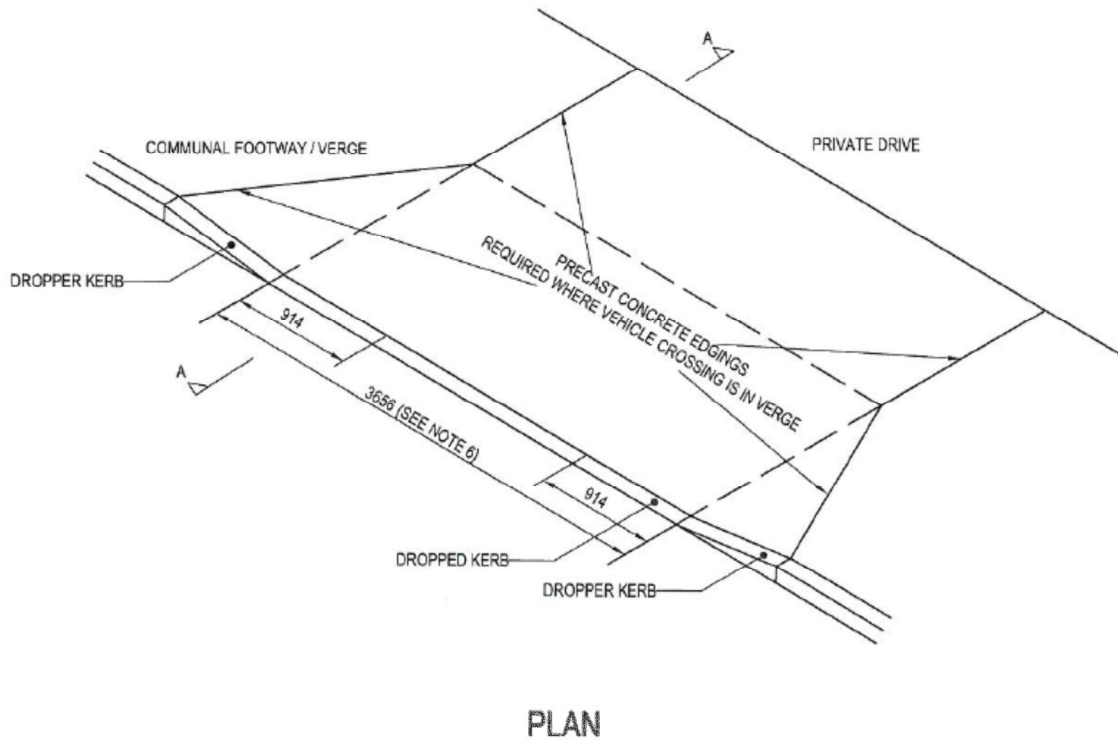
.....

.....

.....

Signed Date

Standard Detail for Vehicular Crossing



1. All dimensions in millimetres
2. Precast concrete edgings shall be 150 x 50 type EF to be BS EN 1340 required as edge restraint to back of footway and adjoining verge. Weathering resistance class 3, bending strength class 2, abrasion resistance class 3, slip/skid resistance min .P.T.V 45.
3. Sub base shall be one of the materials complying with clause 891AR.
4. Proposed kerb type should match existing.
5. The gradient of the dropped kerb shall be 1 in 12 maximum.
6. A minimum of 3 dropped kerbs may be used with the agreement of Preim.
7. To the existing footway cutback, paint vertical face with bitumen prior to surfacing.
8. Seal between new & existing surface course with 40mm wide hot bitumen overband.

Once works have been permitted (providing all conditions are met) you will be granted a licence to proceed with the Vehicular Access.

Ref: /crossover licence
Date:

(1) RESIDENTS COMPANY LIMITED

(2) [NAME OF OCCUPIER]

**LICENCE FOR DROP KERBS AND
CROSSOVERS**

relating to [PROPERTY ADDRESS]

SAMPLE

The licence will lay out the terms by which the permission has been granted. Proceeding with Vehicular Access works without a valid license could mean you are liable for all costs to remedy any works and any damage to communal infrastructure.